





























**Full sun: small trees
for NO DEER areas**











CLICK TO TAKE THE QUIZ AGAIN → www.solomonsgardens.net/quiz#go







Plant Name	Height & Spread	Evergreen or Deciduous	Description	Photo
'Little Ollie' Dwarf Olive tree <i>Olea europaea</i> <i>'Little Ollie'</i> 	4-6 feet tall 4-6 feet wide 	Evergreen <i>Hardy to 20 degrees</i>	Typically grown as a shrub, but can be formed into a patio tree with a single trunk. Slow-growing tree can be fruitless or fruiting. Silvery-green leaves. Creamy white flowers that become green fruits which mature to black.	
Chinese Fringe Flower tree <i>Loropetalum chinense</i> 	6-8 feet tall 4-6 feet wide	Evergreen <i>Hardy to 15-20 degrees</i>	Typically grown as a shrub, but can be formed into a patio tree with a single trunk. Reddish-purple leaves year-round. Bright pink fringe-flowers are prolific in spring and then sporadic through summer and fall.	
Oleander tree <i>Nerium</i> 	10-15 feet tall 10-15 feet wide 	Evergreen <i>Hardy to 20 degrees</i>	Typically grown as a shrub, but can be formed into a patio tree with a single trunk. Long-blooming flowers from early summer until a frost. Flowers red, pink or white (white grows fastest and largest). Toxic when ingested.	

Smoke Bush tree <i>Cotinus coggygia</i>	10-15 feet tall 10-5 feet wide 	Deciduous Hardy to minus 30 degrees	Typically grown as a shrub, but can be formed into a patio tree with a single trunk. Attractive purple foliage spring to fall. Pinkish-purple feathery flowers resemble puffs of smoke. Blooms in summer.	
Pineapple Guava tree <i>Feijoa sellowiana</i> 	12-15 feet tall 12-15 feet wide 	Evergreen Hardy to 15-20 degrees	Typically grown as a shrub, but can be formed into a patio tree with a single trunk. Attractive silvery-green foliage year-round. Red and white tropical flowers in spring, tasty edible fruit in December. Drought-tolerant and usually deer-resistant.	
Photinia Tree <i>Photinia fraseri</i> (Moderately drought-tolerant once established)	12-18 feet tall 12-18 feet wide 	Evergreen Hardy to 10 degrees	Typically grown as a shrub, but can be formed into a patio tree with a single trunk. New growth emerges bright red, matures to dark green. Puffs of white flowers in spring.	

<p>Green Japanese Maple <i>Acer palmatum</i></p> <p><i>'Bloodgood' and 'Emperor 1' varieties have red leaves spring-fall</i></p>	<p>15-18 feet tall 15-18 feet wide</p> 	<p>Deciduous</p> <p>Hardy to minus 10 degrees</p>	<p>Artistic branches and deeply lobed, light green leaves. Lovely fall color varies year to year ranging from pink to orange-yellow to red. By late summer, some leaves may crisp from extreme heat & sun.</p>	
<p>Crape Myrtle Tree <i>Lagerstroemia indica</i></p>  <p>*there are dwarf varieties as small as 6-12 feet, and large varieties as big as 30 feet</p>	<p>12-20 feet tall 12-20 feet wide</p> 	<p>Deciduous</p> <p>Hardy to 20 degrees</p>	<p>Green leaves turn orange-yellow red for fall, incredible summer blooms, & interesting bark. Delicate crepe-like flowers can be white, red, purple, or pink.</p>	
<p>Little Gem Magnolia <i>Magnolia grandiflora</i> 'Little Gem'</p> <p><i>(Moderately drought-tolerant once established)</i></p>	<p>15-20 feet tall 7-10 feet wide</p> 	<p>Evergreen</p> <p>Hardy to 10 degrees</p>	<p>Somewhat tropical-looking tree. Dark green, glossy foliage with brown undersides. Large white flowers in summer. Can be pruned to have a lollipop shape.</p>	

<p>'Prairie Fire' Flowering Crabapple <i>Malus x 'Prairie Fire'</i></p>	<p>15-20 feet tall 12-15 feet wide</p> 	<p>Deciduous</p> <p>Hardy to minus 20 degrees</p>	<p>Dusky-purple tinged foliage and reddish-grey bark. Covered in bright pink flowers in spring. Produces small fruits that attract birds. Too bitter for humans. <i>'Spring Snow' variety has white flowers.</i></p>	
<p>Eastern Dogwood <i>Cornus florida</i></p> <p>*handles full sun, appreciate a little afternoon shade</p>	<p>15-25 feet tall 15-20 feet wide</p> 	<p>Deciduous</p> <p>Hardy to 0 degrees or below</p>	<p>Large, showy flowers in spring. Flowers are pink or white, depending on type. Leaves turn orange, red, and/or pink in fall. Red berries mature in fall.</p>	
<p>'Krauter Vesuvius' Flowering Plum <i>Prunus cerasifera 'Krauter Vesuvius'</i></p> <p>(Moderately drought-tolerant once established)</p>	<p>15-25 feet tall 15-20 feet wide</p>  <p>*dwarf variety <i>'Purple Pony'</i> grows 12-15 feet tall/wide</p>	<p>Deciduous</p> <p>Hardy to 0 degrees</p>	<p>Purple leaves emerge bright red-purple and darken to darker purple. Showy pink-purple blooms in early spring. Produces small, red cherry-like fruit with age.</p>	

Strawberry Tree <i>Arbutus unedo</i> 	15-25 feet tall 15-25 feet wide 	Evergreen Hardy to 20 degrees	Dark green leaves and reddish bark. White bell flowers in late fall become yellow, orange, and red edible fruits. Fruits are seedy but sweet.	
'Okame' Flowering Cherry <i>Prunus 'Okame'</i> <i>*Weeping Flowering Cherry trees have pink or white flowers and add a unique weeping look</i>	15-25 feet tall 15-20 feet wide 	Deciduous Hardy to 0 degrees	Green leaves emerge after amazing display of rosy-pink spring flowers. Leaves turn yellow-orange-red for fall. Red-bronze bark more vibrant in winter. May produce some fruit with age.	
Paul's Scarlet Hawthorn <i>Crataegus laevigata 'Paul's Scarlet'</i>	18-25 feet tall 15-20 feet wide 	Deciduous Hardy to minus 30 degrees	Rose-red flowers in mid to late spring. Flowers become bright red berries that hang on through winter, adding color when there are no leaves.	
Olive Tree <i>Olea</i> 	20-25 feet tall 15-20 feet wide 	Evergreen Hardy to 20 degrees	Slow-growing tree can be fruitless or fruiting. Silvery-green leaves. Creamy white flowers that become green fruits which mature to black.	

Shantung Maple <i>Acer truncatum</i> 	20-25 feet tall 15-20 feet wide	Deciduous Hardy to minus 30 degrees	Foliage emerges with reddish color, changes to dark green. In fall, the foliage gets lovely shades of yellow.	
Redbud Tree <i>Cercis canadensis</i>  	20-30 feet tall 20-30 feet wide	Deciduous Hardy to 0 degrees	Heart-shaped leaves turn bright yellow in fall. Tight clusters of flowers all over the stems and branches in spring. Flowers may be pink, purple, or white; leaves may be green or red.	
Bradford Pear <i>Pyrus calleryana</i>	30-40 feet tall 20-30 feet spread	Deciduous Hardy to 0 degrees	Showy white flowers in spring. Green leaves turn yellow to red to purple in fall. <i>Some years flowers may have pungent smell.</i>	






→ this symbol indicates plants that can survive drought once established. It takes 1-2 years of regular watering for a plant to be fully established. In general, plants will look better with regular water, but drought-tolerant plants can survive times when water is not available.



→ this symbol indicates plants that are considered fire-wise, meaning that they are more resistant to wildfire due to their growth habits. Plants with this symbol were found online in lists of 'fire safe' plants.

Scroll down for California Native ideas!

Plant Name	Height & Spread	Evergreen or Deciduous	Description	Photo
Dr. Hurd Manzanita <i>Arctostaphylos 'Dr. Hurd'</i> 	12-15 feet tall 10-12 feet wide	Evergreen <i>Hardy to 15 degrees</i>	Large, light green leaves contrast nicely against smooth maroon bark. Intricate form and structure. Clusters of pinkish-white bell flowers in early spring. Grows with multiple trunks which adds to unique look.	
Western Redbud <i>Cercis occidentalis</i>  	15-20 feet tall 15-20 feet wide	Deciduous <i>Hardy to 15 degrees</i>	Tight clusters of flowers before leaves, all over the stems and branches. Flowers are purplish-pink and very showy. Green leaves are somewhat heart-shaped. Long, flat, brown seed pods and yellow fall color. Usually multi-trunk but can be trained as standard tree.	
Mountain Maple <i>Acer glabrum</i> 	20-30 feet tall 10-15 feet wide	Deciduous <i>Hardy to minus 30 degrees</i>	Toothed green turn yellow to orange to crimson in fall. Young twigs are reddish. Greenish-yellow inconspicuous flowers. May be multi-trunk or trained to be standard tree.	

<p>Quaking Aspen <i>Populus tremuloides</i></p> <p>(Moderately drought-tolerant once established)</p>	<p>40-50 feet tall 20-30 feet spread</p> <p></p>	<p>Deciduous</p> <p>Hardy to minus 30 degrees</p> <p>Does not like extreme heat</p>	<p>Powdery white bark; round green leaves flutter in the wind. Bright yellow fall color. Extensive root system allows new trees to grow. Not recommended near leach field.</p>	
<p>Pacific Dogwood <i>Cornus nuttallii</i></p> <p></p>	<p>20-40 feet tall 10-24 feet wide</p>	<p>Deciduous</p> <p>Hardy to 15 degrees</p>	<p>Simple oval leaves are green and turn shades of pinks, oranges, and red in fall. Large white flowers in spring. Pink-red berry clusters in fall and winter.</p>	