




















**Shade: privacy screening
for DEER areas**

CLICK TO TAKE THE QUIZ AGAIN → www.solomongardens.net/quiz#go

Plant Name	Height & Wide	Evergreen or Deciduous	Description	Photo
<p>Sweetbox <i>Sarcococca ruscifolia</i></p> 	<p>3-4 feet tall 3-4 feet wide</p> 	<p>Evergreen</p> <p>Hardy to 5 degrees</p>	<p>Compact shrub with glossy, oval-shaped leaves. Spring brings tiny white flowers that are very fragrant. Red berries follow flowers.</p> <p>Deer rating: 9/10</p>	
<p>Rhododendron <i>Rhododendron</i></p> <p><i>*for part shade areas</i></p> <p><i>Tolerates drought once established, but drought make it more susceptible to disease</i></p>		<p>Evergreen</p> <p>Hardy to minus 20 degrees</p>	<p>Dense, bushy shrub with leathery green leaves. Large, showy flowers in spring can be red, pink, purple, yellow, or white.</p> <p>Deer rating: 7/10</p>	
<p>'Sunshine' Privet <i>Ligustrum sinsense</i> 'Sunshine'</p> 		<p>Evergreen</p> <p>Hardy to 10 degrees</p>	<p>Golden-yellow leaves year-round. Panicles of small, white flowers in summer.</p> <p>Deer rating: 7/10</p>	

<p>'Sundance' Mexican Orange <i>Choisya ternata</i> 'Sundance'</p> <p><i>*for part shade areas</i></p> 	<p>4-8 feet tall 4-8 feet wide</p>	<p>Evergreen</p> <p>Hardy to 20 degrees</p>	<p>Rounded shrub with narrow chartreuse-yellow leaves. Fragrant, white flower clusters starting in late spring. <i>Regular Choisya ternata has green leaves (no yellow)</i></p> <p>Deer rating: 8/10</p>	
<p>Holly Osmanthus <i>Osmanthus heterophyllus</i></p> <p><i>*for sun or part shade areas</i></p> 	<p>8-10 feet tall 6-8 feet wide</p>	<p>Evergreen</p> <p>Hardy to 15 degrees</p>	<p>Small, white, fragrant flowers in fall. Holly-like green leaves. Foliage is not always very dense, so you may get through it somewhat.</p> <p>Deer rating: 9/10</p>	
<p>Camellia <i>Camellia sasanqua</i> or <i>Camellia japonica</i></p> 	<p>8-15 feet tall 6-10 feet wide</p>	<p>Evergreen</p> <p>Hardy to 10-15 degrees</p> <p><i>Camellia sasanqua blooms fall into winter. Camellia japonica blooms winter into spring.</i></p>	<p>Leathery green leaves year-round. Large, showy flowers may be red, pink, or white.</p> <p>Deer rating: 7/10 <i>*may need to protect until it is out of reach of deer</i></p>	
<p>Hicks Yew <i>Taxus media</i> 'Hicksii'</p> <p><i>*for part sun or part shade areas</i></p> 	<p>10-12 feet tall 3-4 feet wide</p>	<p>Evergreen</p> <p>Hardy to 0 degrees</p>	<p>Grows slowly with a narrow, columnar habit. Foliage is dense, glossy green, and needle-like and grows on long, upright branches. Bright red berries in autumn add nice color and contrast.</p> <p>Deer rating: 8/10</p>	

<p>Boxleaf Azara <i>Azara microphylla</i></p> <p><i>*for part sun or part shade areas</i></p> <p>Once established, handles short periods of drought</p>	<p>12-18 feet tall 6-8 feet wide</p>	<p>Evergreen</p> <p>Hardy to 15 degrees</p> <p><i>Foliage is not always very dense, so you may see through it somewhat.</i></p>	<p>Tree with fountain-like, arching shape. Small, shiny, green leaves year-round. Tiny, yellow, vanilla-scented flowers in late winter.</p> <p>Deer rating: 7/10 *may need to protect until it is out of reach of deer</p>	
<p>Green Giant Arborvitae <i>Thuja 'Green Giant'</i></p> <p><i>*for part sun or part shade areas</i></p> 	<p>30-40 feet tall 8-12 feet wide</p>	<p>Evergreen</p> <p>Hardy to 0 degrees</p>	<p>Dense, cedar-like tree with pyramidal shape. Green foliage has gold tinge in winter. Can be left natural or pruned for tighter growth.</p> <p>Deer rating: 7/10</p>	










→ this symbol indicates plants that can survive drought once established. It typically takes 1-2 years of regular water for a new plant to be established. In general, plants look better with regular water, but drought-tolerant plants can survive times when water is not available.



→ this symbol indicates plants that are considered fire-wise, meaning that they are more resistant to wildfire due to their growth habits. Plants with this symbol were found online in lists of 'fire safe' plants.

Scroll down for California Native ideas!

Plant Name	Height & Spread	Evergreen or Deciduous	Description	Photo
<p>Oregon Grape <i>Mahonia aquifolium</i></p> <p><i>*for part sun or part shade areas</i></p> 	<p>3-6 feet tall 2-5 feet wide</p> 	<p>Evergreen</p> <p>Hardy to minus 10 degrees</p>	<p>Glossy, leathery, holly-like green leaves turn reddish in the fall. Bright yellow flower clusters in spring. Blue-black berry in summer. Drought-tolerant once established, but looks best with moderate water.</p> <p>Deer rating: 9/10</p>	
<p>Coffeeberry <i>Rhamnus</i></p> <p><i>*for part sun or part shade areas</i></p> 	<p>4-6 feet tall 4-6 feet wide</p> <p><i>*there are many varieties, height and spread may vary</i></p> 	<p>Evergreen</p> <p>Hardy to 5 degrees</p>	<p>Leathery, dark green leaves. Insignificant yellow-green flowers attract pollinators. Showy berries start green and mature to red-black. Berries are loved by birds.</p> <p>Deer rating: 8/10</p>	
<p>Toyon <i>Heteromeles arbutifolia</i></p> <p><i>*for part sun or part shade areas</i></p> 	<p>6-8 feet tall 4-5 feet wide</p> <p><i>*can grow to 15+ feet tall with time</i></p>	<p>Evergreen</p> <p>Hardy to 10 degrees</p>	<p>Leathery, oval, toothed green leaves. White flowers in summer. Bright red berries in winter.</p> <p>Deer rating: 6/10 <i>*protect from deer initially and/or until majority of plant is out of their reach</i></p>	